



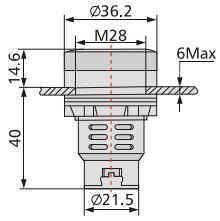





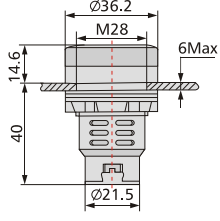






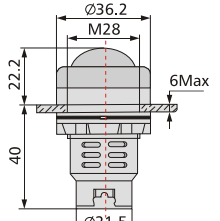

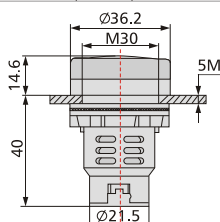



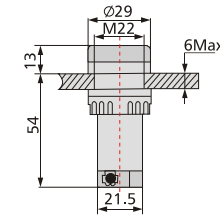


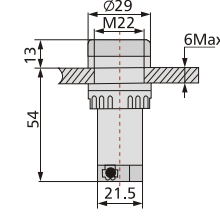



AD22 Indicator Lamp Series

Indicator	Description	Voltage	Color	Type	Contour
 AD22-30DS	Protected LED Indicator	24V AC/DC 36V AC/DC 48V AC/DC 110V AC/DC 127V AC/DC 220V AC/DC 380V AC	 Red  Green/PG  Yellow  Pure Blue  White/PW	AD22-30DS AD22-30DSL AD22-30DSL	
 AD22-30CS	Protected LED Indicator	24V AC/DC 36V AC/DC 48V AC/DC 110V AC/DC 127V AC/DC 220V AC/DC 380V AC	 Red  Green/PG  Yellow  Pure Blue  White/PW	AD22-30CS AD22-30CSL AD22-30CSC	
 AD22-30AS	Protected LED Indicator	24V AC/DC 36V AC/DC 48V AC/DC 110V AC/DC 127V AC/DC 220V AC/DC 380V AC	 Red  Green/PG  Yellow  Pure Blue  White/PW	AD22-30AS AD22-30ASL AD22-30ASC	
 AD22-30MSD	Protected LED Indicator Buzzer	24V AC/DC 36V AC/DC 48V AC/DC 110V AC/DC 127V AC/DC 220V AC/DC 380V AC	 Red	AD22-30MSD	
 AD22-22DRG	Protected LED Indicator	110V AC/DC 127V AC/DC 220V AC/DC 380V AC	 Red&Green  Red&Pure Blue	AD22-22DRG AD22-22DRB	
 AD22-22DRS	Protected LED Indicator	110V AC/DC 127V AC/DC 220V AC/DC 380V AC		AD22-22DRS	
 AD22-22DRY	Protected LED Indicator	110V AC/DC 127V AC/DC 220V AC/DC 380V AC	 	AD22-22DRY AD22-22DRE	